

**Stafsjö**  
SINCE 1666

Manual actuators



*Data is only for informational purpose.  
All specifications are subject to change without notice.*

**First in knife gate solutions**

## Hand wheel


Stafsjö's hand wheel is robust and equipped with a spinner knob up to Ø 400 mm for easy manoeuvring. It can also be supplied with a locking device on request.

The hand wheel is supplied in coated cast iron EN-JL1040/ GG25 for sizes Ø 200 - Ø 315 and EN-JL1030/ GG20 for Ø 400 - Ø 635. For recommended hand wheel sizes, please see data sheet for each valve type.



## Ratchet wrench

Stafsjö's ratchet wrench is designed to be used in applications where there are limited space to open/close the valve. By only using a limited angle at the top of the valve stem, the valve can be opened and closed. The ratchet wrench operates in both directions by a simple turn of the pin on the wrench side. The ratchet wrench is 200 mm long and it is supplied in stainless steel EN 1.4408. It can be used on knife gate valves MV, TV and the WB series in sizes DN 50 – DN 150.



## Hand lever

Stafsjö's hand lever is designed for small valves that need to be opened or closed quickly in one movement. The hand lever is available in different versions depending on the valve type. Please contact Stafsjö for further information.

## Bevel gear

Stafsjö's knife gate valves can be supplied with bevel gear box type GK from AUMA. Rising stem with attachment A is standard, but attachment B3 with non-rising stem can also be supplied on request. Further information on the bevel gear is available on [www.auma.com](http://www.auma.com).



## Basic data

### AUMA bevel gear box

Type	Reduction ratio	Stafsjö standard hand wheel size	Valve attachment ISO 5210	Weight in kg
GK 10.2	2:1	Ø 250 mm	F 10/A	8,5
GK 14.2	2.8:1	Ø 400 mm	F 14/A	15
GK 14.6	2.8:1	Ø 400 mm	F 14/A	15


### Recommended bevel gear box sizes to Stafsjö's knife gate valves

Type	MV, WB, WB11, WB12, WB14 and XV	HL, HG, HP and HPT	SLV and SLF	SLH and SLX
GK 10.2	DN 50 - DN 400	DN 80 - DN 350	DN 50 - DN 300	DN 100 - DN 250
GK 14.2	DN 450 - DN 1000	DN 400 - DN 600	DN 350 - DN 600	DN 300 - DN 350
GK 14.6		DN 700 - DN 800		DN 400 - DN 450

The table above gives recommended sizes at normal operation. For other operating conditions, please contact Stafsjö or your local representative for advice.

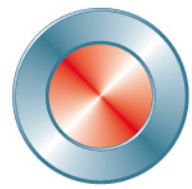
## Chain wheel

Stafsjö's chain wheel is supplied in coated cast iron EN-JL1030/ GG20 for valves non-rising stem. Version for bevel gear is also available on request. The chain wheel comes with a chain guide that keeps the chain in place around the chain wheel, which is supplied in steel EN 1.0045. The chain wheel is designed for a chain type SMS 1507, 5,5 mm. Chain can be supplied on request.



Recommended chain wheel sizes (mm)

Chain wheel size (Ø)	MV sizes	HG sizes	WB sizes	XV sizes
225	DN 50 - DN 150	DN 80 - DN 150	DN 80 - DN 150	DN 80 - DN 150
320	DN 200 - DN 300	DN 200 - DN 250	DN 200 - DN 300	DN 200 - DN 300
435	DN 350 - DN 400	DN 300 - DN 350	DN 350 - DN 400	



**Stafsjö**  
SINCE 1666

[www.stafsjo.com](http://www.stafsjo.com)

STAFSJÖ  
50005E

**Stafsjö Valves AB**  
SE-618 95 Stavsjö, Sweden

+46 11 39 31 00 | [info@stafsjo.se](mailto:info@stafsjo.se)  
[www.stafsjo.com](http://www.stafsjo.com)

**A Bröer Group company**  
[www.broer-group.com](http://www.broer-group.com)