

DIGMESA  
FHK  
- THE  
ALL-ROUNDER  
LIQUID  
FLOW  
SENSING  
SOLUTION



# Flow Sensor FHK Technical Information

The universal Classicline FHK or FHKU is used in practically every imaginable field, such as in the foodstuffs, chemical, industrial and semiconductor sectors. The two versions differ in the position of their connections: In the FHK, they are side by side, while in the FHKU, they are opposite each other. This flow sensor is available in many different configurations and can easily be adapted to meet special customer requirements. The newly developed ceramic bearing is also suitable for applications requiring continuous day-and-night operation.

The Classicline FHK and FHKU are also available with a display to enable simple, direct monitoring of the flowing medium. This display can be integrated into the upper part of the device, or it can be delivered separately and connected via a cable. This device is ideal for applications such as checking for compliance with maintenance cycles in water filters due to its many functions, such as count-down, count-up, display of instantaneous flow rate, timed control and data storage.

## Flow Rate l/min

Nozzle	Min	Max
1.0 mm	0.027	0.58
1.2 mm	0.032	0.77
2.0 mm	0.111	2.32
2.5 mm	0.067	2.74
3.0 mm	0.137	4.88
3.3 mm	0.140	5.36
4.0 mm	0.111	7.26
5.6 mm	0.180	8.30

## Output Signal

Pulse

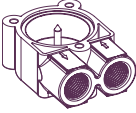
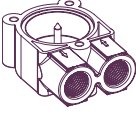
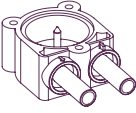
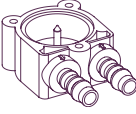
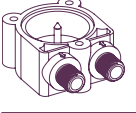
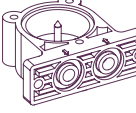
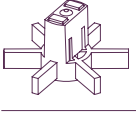
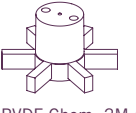
## Material

PBT PPS and PA (Fiberglass Reinforcement), PVDF

## Application examples

Chemistry, Industry, Semiconductor Industry, Beverage

Housing Material	FHKC	FHK	FHK flat	FHK Chemistry	FHK HighFlow
PBT (Fiberglass Reinforcement)	STD	STD	STD	–	STD
PPS (Fiberglass Reinforcement)	•	•	–	–	•
PA (Fiberglass Reinforcement)	•	•	–	–	•
PVDF	–	–	–	STD	•

Process Connection	FHKC	FHK	FHK flat	FHK Chemistry	FHK HighFlow
G1/4" BSP f/f 	STD	STD	STD	STD	STD
G1/4" NPT f/f 	–	–	–	STD	–
John Guest Ø 8.0 mm m/m 	•	•	•	–	•
Hose nipple Ø 10.0 mm / Ø 8.0 mm m/m 	•	•	•	–	•
G1/8" BSP m/m 	•	•	•	–	•
Flange 	•	•	•	–	•
<b>O-Ring</b>					
Silicone	STD	STD	STD	–	STD
EPDM	•	•	•	•	•
Viton	•	•	•	STD	•
Kalrez	–	–	–	•	–
<b>Turbine</b>					
PVDF FT 36 2M (wetted magnets) 	STD	STD	STD	–	–
					
PVDF Chem. 2M (sealed magnets)	•	•	•	STD	STD
PVDF Chem. 4M (sealed magnets)	•	•	•	•	•

Bearing Pin	FHKC	FHK	FHK flat	FHK Chemistry	FHK HighFlow
Inox 1.4305	STD	STD	STD	–	–
Inox 1.4571	•	•	•	–	–
PCTFE	–	–	–	STD	–
Ceramic	–	–	–	–	STD

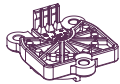
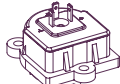

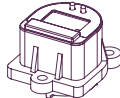
#### Nozzle

Nozzle PTFE



1.0 mm / PPS	•	•	•	•	•
1.2 mm / PPS	•	•	•	•	•
2.0 mm / PPS	•	•	•	•	•
2.5 mm / PPS	•	•	•	•	•
3.0 mm / Inox 1.4305	•	•	•	•	•
3.3 mm / like housing lower part	•	•	•	•	•
4.0 mm / Inox 1.4305	•	•	•	•	•
5.6 mm / like housing lower part	STD	STD	STD	STD	STD

#### EI. Connection

Pancon Mas-Con	STD	–	–	–	–
					
3 pin amp	–	STD	STD	STD	STD
					
Resistor 1.2k	•	•	•	•	•
3 pin amp LED	–	•	–	•	–
3 pin amp PNP	–	•	–	•	•
3 pin amp PNP/LED	–	•	–	•	–
Cable	–	•	•	•	–
Empty Detection	–	•	–	–	–
Thermo	•	•	–	•	•
Display extl.	–	•	–	•	–
					
Display intl.	–	•	–	–	–
					

DIGMESA INTERNATIONAL LTD.  
BACHSTRASSE 3  
6362 STANSSTAD  
SWITZERLAND

WWW.DIGMESA.COM  
INFO@DIGMESA.COM

All measurements have been taken under ideal laboratory conditions.