




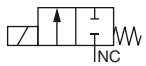
Type 6124 can be combined with...



Manifolds

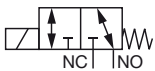
Thanks to the patented Bürkert flipper technology, the direct-acting Type 6124 solenoid valve is unique. It combines fast, precise switching behaviour with reliable media separation, and the design eliminates heat transfer between fluid and coil. FKM and PEEK allows the use of neutral and slightly aggressive fluids. The optional impulse model works with the smallest energy requirement, and is therefore especially suitable for battery operation; the heat transfer to the medium is negligible for this model. A minimal dead volume and gap-free internal design make it possible to use it in medical, analytical and laboratory technology.

Circuit function A



2/2 way direct-acting solenoid valve, normally closed

Circuit function T



3/2 way direct-acting solenoid valve, flow direction optional

2/2 and 3/2 way Flipper Solenoid Valve, with hermetic isolation of fluid

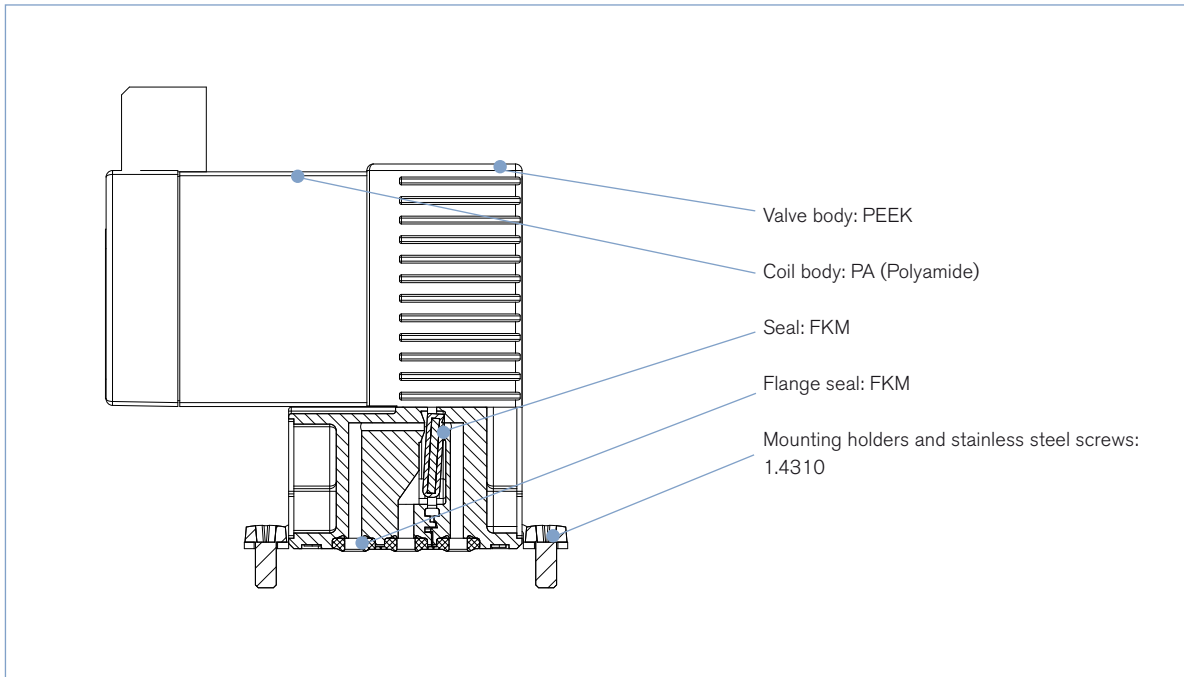
- Low internal volume
- Low power consumption
- High back pressure tightness
- Optional impulse model
- DN0.6 mm

Technical data

Orifice	DN0.6 mm
Body material	PEEK
Seal material	FKM
Medium	Resistant to neutral and slightly aggressive liquids and gases; see Burkert chemical resistance chart
Medium temperature	0 to +50 °C
Ambient temperature	Max. +55 °C
Viscosity	Max. 21 mm ² /s
Internal volume	
Fluid chamber	Approx. 15µl
3/2 way versions	Approx. 45µl
2/2 way versions	Approx. 35µl
Port connection	Flange UNF ¼" - 28, Tube spigot sideways
Manual override	Push manual override, non-locking
Operating voltage	6, 12, 24 V DC *
Voltage tolerance	± 10 %
Power consumption	1.5 W
Duty cycle	100 % continuous rating
Manifold mounting (in case Media- or ambient temperature higher +40 °C)	40 % intermittent rating (within 10 min)
Cycling function	Monostable or bistable (option)
Electrical connections	Rectangular plug or 2 single flying leads, 300 mm
Protection class	IP40
Mounting (sub-base valve)	with holders and mounting screw
Installation	As required, preferably with flange downwards

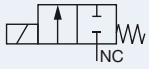





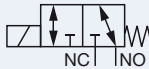






* 10% residual ripple permissible

Materials



Ordering chart with flange connection (other versions on request)

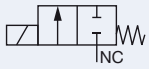









All valves with PEEK body and FKM seal, rectangular plug types delivered without plug (see Accessories).
The delivery of each valve includes 2 holders with cross head M 1.6 × 5 screws.

Circuit function	Orifice [mm]	K _v value water [m ³ /h]	K _v value II water [l/min]	Q ₉₀ value air [l/min]	Pressure range [bar]	Cycling function	Voltage/Frequency [V/Hz]	Electrical connection	Article no.
 2/2 way valve, NC	0.6	0.006	0.1	6.4	Vac - 3	monostable	12/DC	Rectangular plug 5.08 mm	144120 
								Flying leads, 300 mm	144122 
							24/DC	Rectangular plug 5.08 mm	144121 
						bistable (impuls drive)	6/DC	Flying leads, 300 mm	146175 
								12/DC	Rectangular plug 5.08 mm
							Flying leads, 300 mm	146176 	
 3/2 way valve, universal function	0.6	0.006	0.1	6.4	Vac - 3	monostable	12/DC	Rectangular plug 5.08 mm	140457 
								Flying leads, 300 mm	140459 
							24/DC	Rectangular plug 5.08 mm	140458 
						bistable (impuls drive)	12/DC	Rectangular plug 5.08 mm	142089 
								Flying leads, 300 mm	143171 
							Flying leads, 300 mm	140460 	

Ordering chart with tube spigots sideways (other versions on request)

Wetted materials PEEK (valve body)+ PA (tube spigot housing) and FKM.

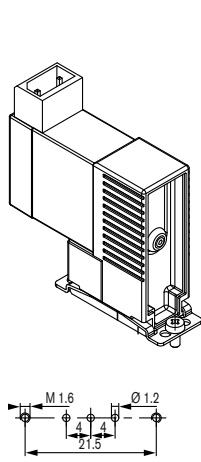
All valves with rectangular plug types delivered without plug (see Accessories)

Circuit function	Orifice [mm]	K _v value water [m ³ /h]	K _v value II water [l/min]	Q ₉₀ value air [l/min]	Pressure range [bar]	Cycling function	Voltage/Frequency [V/Hz]	Electrical connection	Article no. tube spigots sideways
 2/2 way valve, NC	0.6	0.006	0.1	6.4	Vac - 3	monostable	12/DC	Rectangular plug 5.08 mm	145646 
								Flying leads 300 mm	145648 
							24/DC	Rectangular plug 5.08 mm	145647 
								Flying leads 300 mm	145649 
 3/2 way valve, universal function	0.6	0.006	0.1	6.4	Vac - 3	monostable	12/DC	Rectangular plug 5.08 mm	145641 
								Flying leads 300 mm	145640 
							24/DC	Rectangular plug 5.08 mm	145642 
								Flying leads 300 mm	145643 

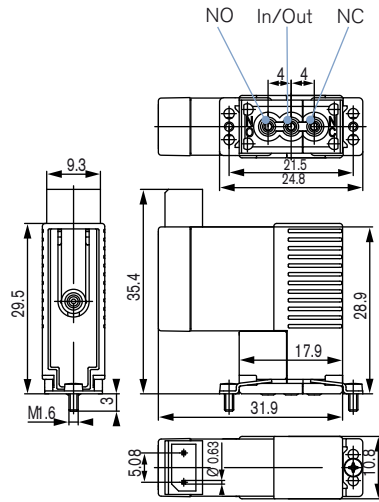
Versions on request:

- orifice 0.8 mm
- UNF 1/4"-28 port connections (PEEK)

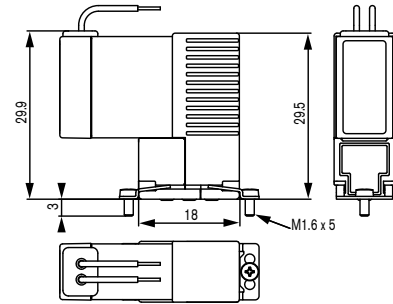
Dimensions [mm] Valves with tube spigots sideways



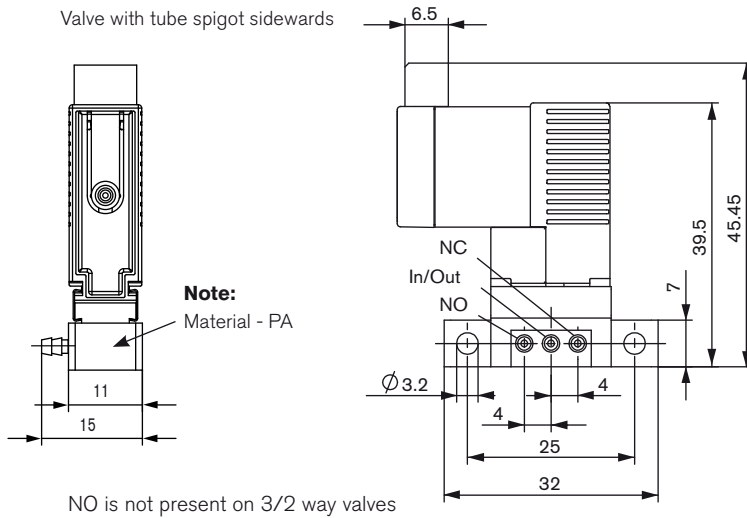
Mounting face for manifold



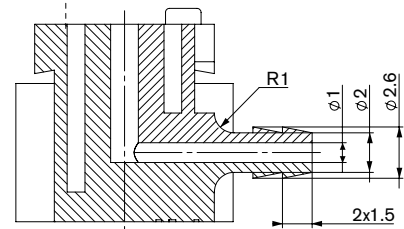
Valve with rectangular plug and holders



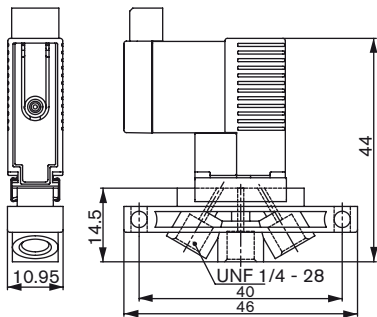
Valve with flying leads and holders



NO is not present on 3/2 way valves













Tube spigot dimensions



UNF Version - on request

Ordering chart accessories

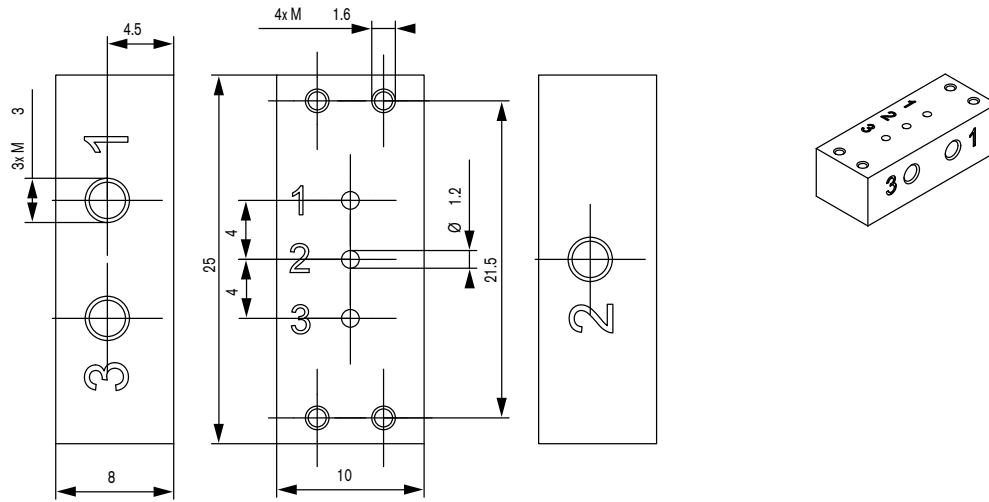
Accessories	Feature	Article no.
Rectangular cable plug	with 3 m cable	133486 
	with 300 mm flying leads	644068 
	with 2 single contacts	644067 
Single manifold in stainless steel	with 3x M3 connection Version with mounted manifold possible on request	644684 
Single manifold in PEEK	with 3x UNF 1/4"-28 with holders and screws, version with mounted manifold on request	on request
Multi-station manifolds in PEEK	2 valves	659285 
	3 valves	659286 
	4 valves	659287 
	5 valves	653131 
	6 valves	659288 
	8 valves	659290 

Other accessories on request:

- Customised manifolds
- Fittings and tubes (see also type 1013 AA05)
- Rectangular cable plug, grid spacing 5.08 mm, for plate mounting

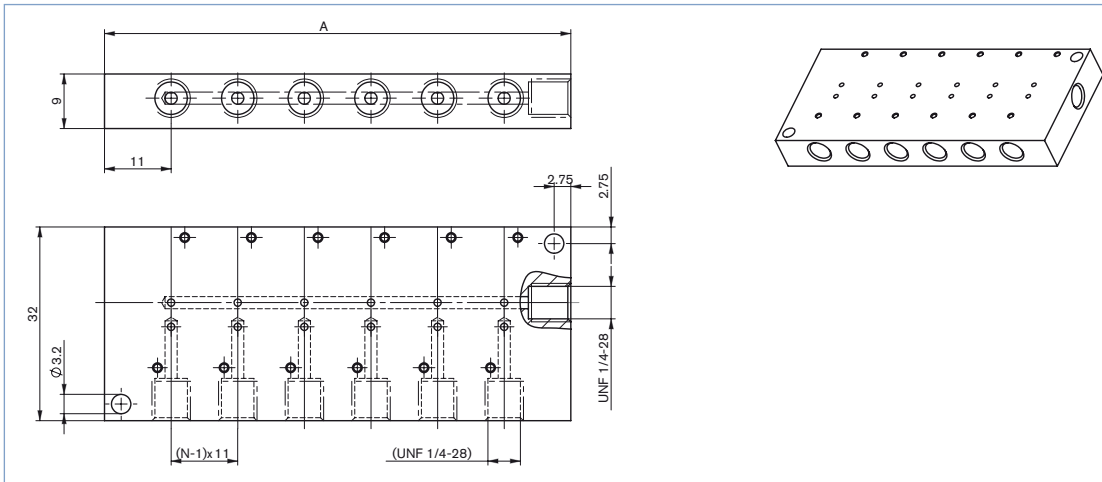
Manifolds [mm]

Single manifold M3, stainless steel



Article no.	644684
-------------	--------

Multi-station manifolds PEEK [mm]



Numer of valve positions	2	3	4	5	6	8
Dimensions A [mm]	33	44	55	66	77	99

To find your nearest Bürkert facility, click on the orange box →

www.burkert.com

In case of special application conditions, please consult for advice.

Subject to alterations
© Christian Bürkert GmbH & Co. KG

1801/8_EU-en_00891745